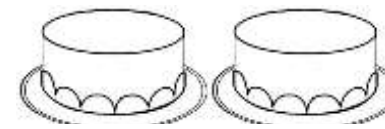
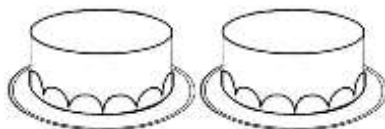
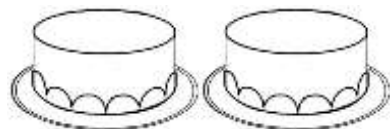


## Topic Tasks

1. Create a picture or a collage using different colours and textures. You could use paint, chalk, felt tips, crayons or collage materials.
2. Can you talk about your day and what you have done in full sentences? Can you include some of the key vocabulary morning, afternoon, evening. After you have had a discussion about your day can you draw a picture to show your favourite part?
3. Can you write a list and/or draw pictures of what objects, people or animals may come out in the day time and at night time? E.g. Sun, moon, owls, police.
4. Can you write a poem about the colour red? 'Red is a traffic light, red is a ...'  
Challenge - Can you write the poem using rhyme?
5. Can you show different ways to make 5 on two birthday cakes? Draw the candles on the cakes.




6. Using your art appreciation can you talk about your likes and dislikes about Matisse's painting Fish in a Bowl?





Primary Colours



Secondary Colours

Shadow



Henri Matisse



Collage



Daytime  
Night time



## Key Vocabulary

Shadow

Reflective

Bright

Dim

Day

Night

Morning

Afternoon

Shine

Light

Dark

Colour

Texture

Mixing

Primary Colours

Secondary Colours

Paint Palette

# How to be an Amazing Artist

How to be an amazing artist is our next topic. We will be linking this topic to colour, light and dark. We will be talking about the famous artist Henri Matisse from France, looking at his paintings and discussing what makes them so special. We will be researching Matisse's life and recreating some of his paintings using the skills we build up during the topic.

Discuss with your child what different skills they think make an amazing artist. Encourage use of the key vocabulary during your home learning tasks.

Let's all be amazing artists!

